


# 10 Useful and Easy-to-Make Wooden Facilities for Your Garden

Add functionality and beauty to your outdoor space with these practical and attractive wooden facilities. Each project is designed for ease of construction, allowing you to enhance your garden without the need for extensive skills or specialized tools.

## 1. Wooden Planters



## Homesteading Woodworking: 10 Useful And Easy To Make Wooden Facilities For Your Garden

★★★★☆ 4.5 out of 5

Language : English  
File size : 5014 KB  
Text-to-Speech : Enabled  
Screen Reader : Supported  
Enhanced typesetting : Enabled  
Print length : 136 pages


Lending

: Enabled



Create a thriving garden with custom-made wooden planters. Choose from various shapes and sizes to accommodate any plant. Cedar, redwood, or treated pine offer durability and resistance to rot.

## **2. Raised Garden Beds**



Elevate your gardening experience with raised garden beds. Build them from sturdy redwood or cedar planks, ensuring proper drainage and soil aeration for optimal plant growth.

### **3. Wooden Trellises**



Provide vertical support for climbing plants with elegant wooden trellises. Use lattice panels or create your own designs using cedar or pine slats.

#### **4. Garden Arbors**



Create a charming focal point and support climbing plants with a wooden arbor. Build it using pressure-treated lumber for durability and weather resistance.

## **5. Wooden Benches**



Relax and enjoy your garden from custom-made wooden benches. Choose comfortable designs with ergonomic backrests, and make them from durable hardwoods like oak or mahogany.

## **6. Pergolas**



Create shaded outdoor spaces with wooden pergolas. Build them using sturdy beams and lattice panels, and cover them with climbing plants for a lush and inviting atmosphere.

## **7. Compost Bins**





Turn organic waste into nutrient-rich soil with wooden compost bins. Build them from cedar or redwood planks, ensuring proper ventilation and drainage.

## **8. Tool Sheds**



Keep your garden tools organized and secure in a wooden tool shed. Build it using weather-resistant materials like vinyl, metal, or pressure-treated wood.

## **9. Birdhouses**



Attract birds and add a touch of whimsy to your garden with wooden birdhouses. Use untreated cedar or pine planks and provide a small entrance hole to keep birds safe.

## **10. Decorative Fences**



Enhance the aesthetic appeal of your garden with decorative wooden fences. Create intricate designs using lattice panels, picket fences, or carved wooden posts.

Transform your garden into a functional and beautiful space with these easy-to-make wooden facilities. From planters and raised beds to pergolas

and birdhouses, each project is designed for simplicity, allowing you to create a garden that reflects your creativity and passion.




## Homesteading Woodworking: 10 Useful And Easy To Make Wooden Facilities For Your Garden

★★★★☆ 4.5 out of 5

Language : English  
File size : 5014 KB  
Text-to-Speech : Enabled  
Screen Reader : Supported  
Enhanced typesetting : Enabled  
Print length : 136 pages  
Lending : Enabled

FREE

DOWNLOAD E-BOOK



## 16 Serial Killer Teams and Couples: A Spine-Chilling Journey into Murderous Duo

From the annals of true crime, the stories of serial killer teams and couples stand out as particularly disturbing and captivating. These...



## **12 Horrific American Serial Killers: A Spine-Chilling Journey into the Depths of Evil**

Immerse yourself in the darkest recesses of humanity with 12 Horrific American Serial Killers. This gripping book takes you on a chilling journey into the twisted minds of some...