


The Ultimate Homeowner's Guide to Their Chimney: A Comprehensive Resource for Safety, Maintenance, and Repairs



Your chimney is an essential part of your home, providing a safe and efficient way to vent smoke and fumes from your fireplace or wood stove.

However, chimneys require regular maintenance and care to keep them functioning properly and prevent potential hazards. This comprehensive guide will provide you with everything you need to know about chimney safety, maintenance, and repairs.



Chimney Basics: A Homeowner's Guide To Their Chimney

by Steve Sobczak

★★★★★ 5 out of 5

Language : English
File size : 3420 KB
Text-to-Speech : Enabled
Screen Reader : Supported
Enhanced typesetting : Enabled
Print length : 91 pages
Lending : Enabled



Chimney Safety

Chimney fires are a serious hazard that can cause significant damage to your home and even lead to injuries or death. To prevent chimney fires, it is important to follow these safety tips:

* Have your chimney inspected and cleaned annually by a qualified chimney sweep. * Never burn wet or unseasoned wood in your fireplace or wood stove. * Keep all flammable materials away from your chimney and fireplace. * Do not overload your fireplace or wood stove. * Install a chimney cap to prevent debris and animals from entering your chimney. * Be aware of the signs of a chimney fire, such as smoke, flames, or a loud crackling noise. If you suspect a chimney fire, call 911 immediately.

Chimney Maintenance

In addition to regular inspections and cleanings, there are a number of other maintenance tasks that you can perform to keep your chimney in good condition. These tasks include:

- * Checking the chimney for cracks or other damage.
- * Repointing the mortar joints between the bricks or stones in your chimney.
- * Cleaning the chimney cap and ensuring that it is properly attached.
- * Removing any debris or blockages from the chimney.
- * Inspecting the chimney flashing and making repairs as needed.
- * Caulking any gaps around the chimney where pests or water could enter.

Chimney Repairs

If you notice any damage to your chimney, it is important to have it repaired as soon as possible. Chimney damage can lead to a number of problems, including:


- * Chimney fires
- * Carbon monoxide leaks
- * Water damage
- * Structural damage

Common chimney repairs include:

- * Rebuilding or repairing damaged bricks or stones
- * Repointing mortar joints
- * Replacing chimney caps
- * Installing or repairing chimney flashing
- * Caulking gaps around the chimney

If you are not comfortable performing chimney repairs yourself, it is important to hire a qualified chimney professional.

By following the safety tips and maintenance guidelines outlined in this guide, you can help to keep your chimney functioning properly and prevent potential hazards. If you notice any damage to your chimney, it is important to have it repaired as soon as possible by a qualified chimney professional.




Chimney Basics: A Homeowner's Guide To Their Chimney

by Steve Sobczak

★★★★★ 5 out of 5

Language : English
File size : 3420 KB
Text-to-Speech : Enabled
Screen Reader : Supported
Enhanced typesetting : Enabled
Print length : 91 pages
Lending : Enabled



16 Serial Killer Teams and Couples: A Spine-Chilling Journey into Murderous Duo

From the annals of true crime, the stories of serial killer teams and couples stand out as particularly disturbing and captivating. These...



12 Horrific American Serial Killers: A Spine-Chilling Journey into the Depths of Evil

Immerse yourself in the darkest recesses of humanity with 12 Horrific American Serial Killers. This gripping book takes you on a chilling journey into the twisted minds of some...